

Road Hump – Linemarking and Signs A180.04



DESIGN STATEMENT

Standard pavement marking and signs for road hump.

APPLICABLE LOCATION

To be implemented for every road hump installed.

COUNCIL STANDARD DRAWING

SD 303 Road hump – Pavement markings and signs

CROSS REFERENCE DOCUMENT

- Merri-bek City Council Standard Specification Section 91.

STANDARD SPECIFICATION

Signs shall be in accordance with Australian Standard 1742.2-1994.

SUPPLIER

N/A

MAINTENANCE

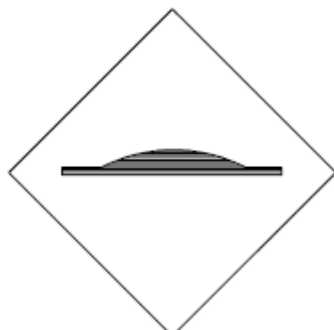
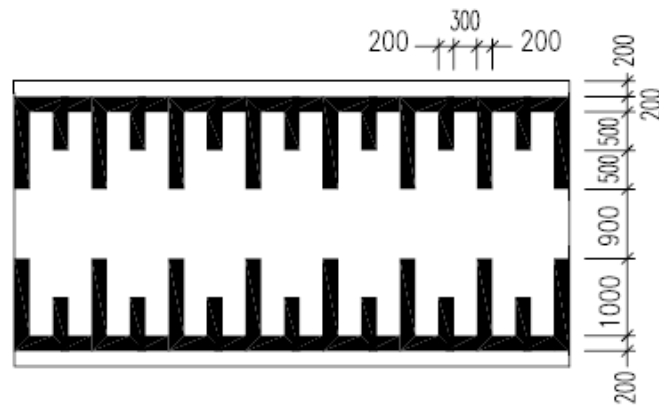
Road Maintenance Unit: Replace damaged signs.

Renew pavement markings as part of pavement marking renewal routine.

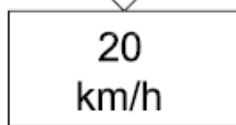
GENERAL NOTES

1. *The distance shown on sign 2 is for indicative purpose only and shall be the actual length of the street where humps are installed.*
2. *Sign 2 shall be installed at both ends of the street.*
3. *Sign 1 shall be instated on all approaches to any hump.*

A108.04 Road Hump – Linemarking and Signs

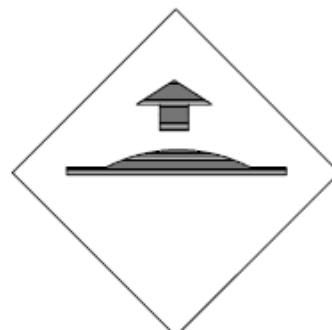


W5-10

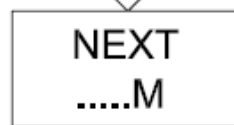


W8-2

SIGN 1



W3-4



W8-17-2

SIGN 2