



Merri-bek  
City Council


# MERRI-BEK NATURE EXPLORER PASSPORT





## Acknowledgement of country

Merri-bek City Council  
acknowledges the Wurundjeri  
Woi Wurrung people of the  
Kulin Nation as the Traditional  
custodians of the lands and  
waterways in the area now known  
as Merri-bek, and pays respect  
to their Elders past, present,  
and emerging, as well as to all  
First Nations' communities who  
significantly contribute to the  
life of the area.





# HELLO EXPLORERS OF MERRI-BEK!

This is your passport to adventure.

It will show you where and how to discover  
the nature in your neighbourhood.

NAME: \_\_\_\_\_

AGE: \_\_\_\_\_






# HOW TO USE THIS PASSPORT

# 1

---

Visit one (or many!) of Merri-bek's parks and reserves.

You can find out about our parks at [www.merri-bek.vic.gov.au/find-a-park](http://www.merri-bek.vic.gov.au/find-a-park)



# 2

---

Complete the activities on each page.

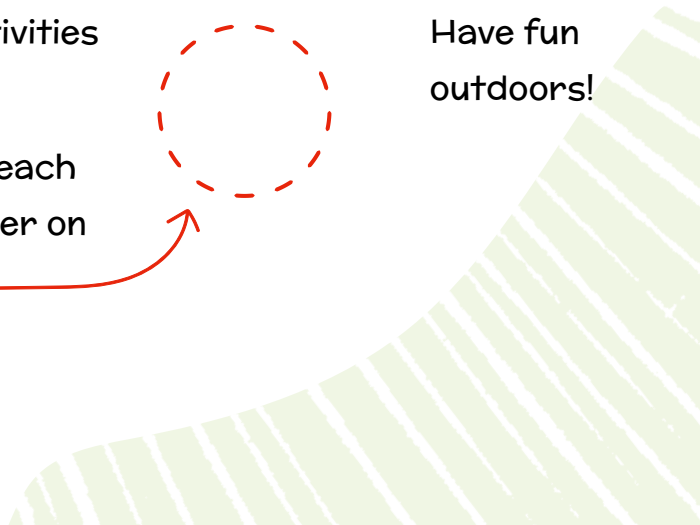
As you complete each one, place a sticker on the circle.



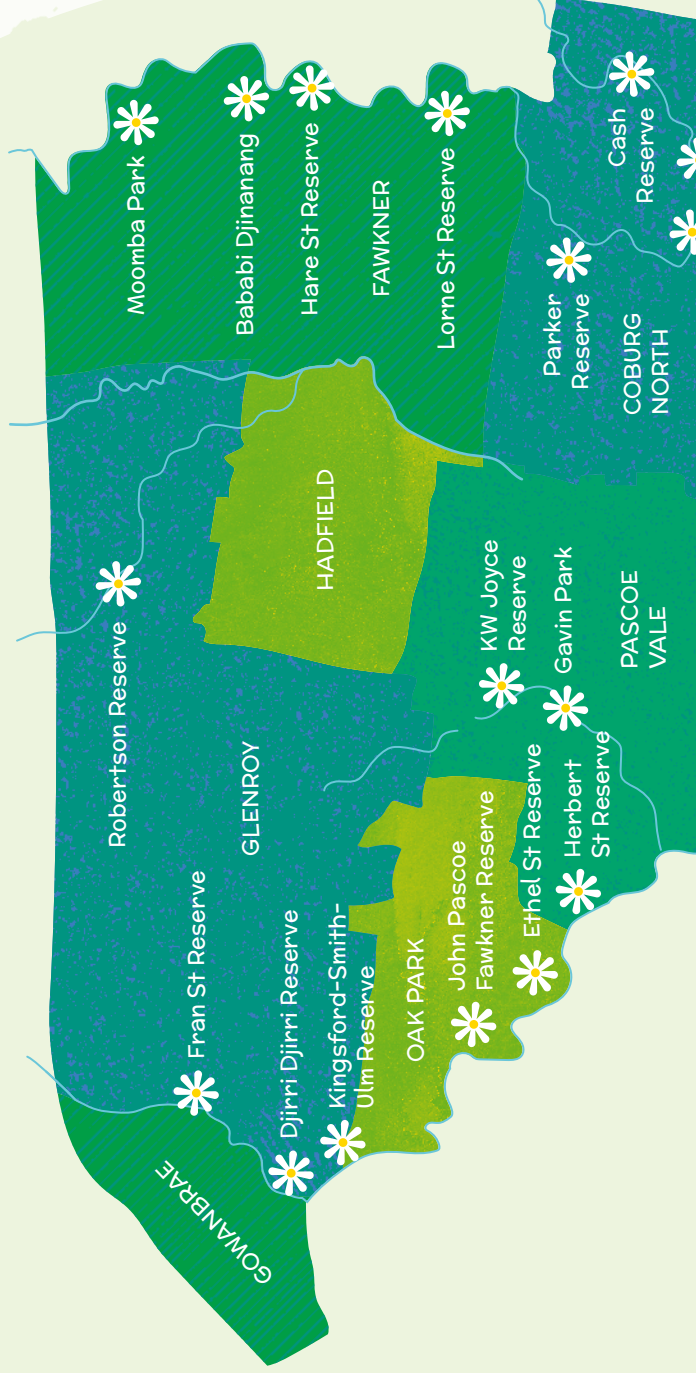
# 3

---

Have fun outdoors!



# PLACES FOR NATURE PLAY IN MERRI-BEK





Coburg Lake Reserve  
Yarak'ho Wilam Wetland Reserve  
Harmony Park  
Connolly Ave Reserve

COBURG

Bowden Reserve  
Edna Grove Reserve  
Tate Reserve  
Egan Reserve

Jones Park

CERES  
BRUNSWICK  
EAST  
Kirkdale Park

Merri Creek Reserve

Kelvin Thompson Park

PASCOE  
VALE  
SOUTH

FW Olver Reserve

Shields Reserve


Brunswick Central  
Parklands

BRUNSWICK  
WEST

BRUNSWICK

# BE PREPARED

- Check the weather before you go
  - do you need gumboots and a warm coat today? Or do you need a hat and sunscreen?
- Don't forget your drink bottle!



# BE CURIOUS

- Ask questions
- Find the answers - our libraries can help you!







# BE RESPECTFUL

- Acknowledge the Wurundjeri Woi Wurrung people as the traditional owners of the land
- Show care for the plants and animals you come across on your adventures
- Use photos and drawings to capture your memories
- Take your rubbish with you and keep our parks clean for everyone



1

## HEAD TO YOUR LOCAL LIBRARY

To find your nearest Merri-bek Library  
visit [www.merri-bek.vic.gov.au/libraries](http://www.merri-bek.vic.gov.au/libraries)

You can join the library and borrow  
a book about nature.


# 2




## RAINBOW HUNT

Can you find something  
in each colour of  
the rainbow?

Look out for colourful  
flowers and birds!





# 3



## CLOUD SHAPES

Watch the clouds while lying on  
your back on the grass.

What can you see in the clouds?

Ask a friend if they can spot  
it too, or do they see something  
different?







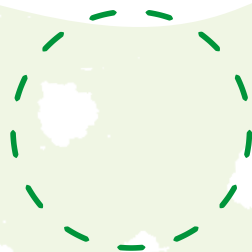
# 4

## BUG DETECTIVE

How many different  
insects can you find?

What are they doing?

Bring a magnifying glass  
if you can.



# 5

## BIRD WATCHER


Listen for bird calls.

How many different ones  
can you hear?

Can you copy them?

Can you see which bird  
is making that sound?






6

# FIND A GRASSY SLOPE

Roll down it, or walk barefoot and  
feel the grass tickle your toes.





# BE AN ARTIST

Find a flower to draw or paint.





8



# PICNIC TIME

Pack a picnic and try a new park.

Use [www.merri-bek.vic.gov.au/  
find-a-park](http://www.merri-bek.vic.gov.au/find-a-park)





# 9

## TREE HUGGER

Can you find trees with  
different bark?

Some are smooth and  
some are rough.



# 10

## CALL OUT

Find somewhere  
you can get up high  
- the top of a hill,  
or standing on a rock.

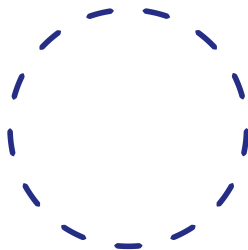
Yell "Cooee" to your  
friends.



# 11

## SHADOW PLAY

On a sunny day,  
try to make your  
shadow into plant  
or animal shapes.





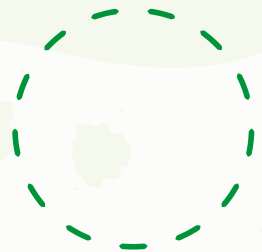
# 12


## LOOK FOR LEAVES

Look on the ground for  
different types of leaves.

There are lots of different  
shapes and colours - how  
many can you find?

Crush them in your hands  
and see what they smell like.





# 13

## NIGHT TIME

Look up at the sky one night to find the stars and the moon.

You can do this from your backyard, balcony or out your window.



# 14



## FIND A ROCK OR LOG TO BALANCE ON

How long can you balance for?

Or try balancing a stone on  
your nose.

# 15

**LOOK FOR  
A PUDDLE  
ON A RAINY  
DAY AND  
JUMP IN IT!**





# 16

**TAKE A WALK  
SOMEWHERE  
NEW**

Follow the trail to see where it goes.






# 17

## TAKE A BOOK TO THE PARK WITH YOU

Find a comfortable place to sit  
and read or look at the pictures.







# 18

## QUIET TIME

Sit with your eyes closed, take some deep breaths and listen to the sounds around you.

What can you hear?



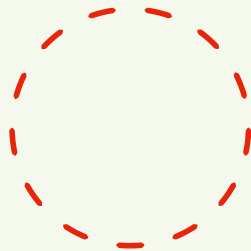
The background of the page is decorated with various stylized leaves and foliage. There are green leaves with blue polka dots, solid green leaves, and yellow and orange leaves with diagonal stripes. Some leaves are solid colors, while others have patterns. The leaves are scattered across the page, with some overlapping the text.

# 19

## MAKE A PICTURE ON THE GROUND

You could use rocks and  
leaves, or use a stick as  
a pen to draw in the dirt.

# 20



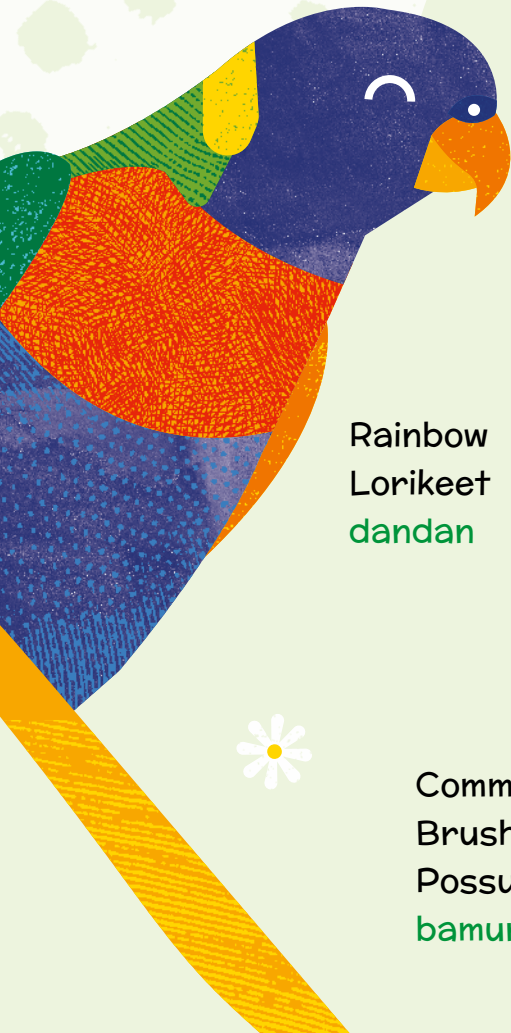
## CREATE YOUR OWN ACTIVITY

What would you like  
to find or do in nature?

Write or draw your  
idea here.



# PLANTS AND ANIMALS YOU MIGHT SEE ON YOUR ADVENTURES




Rainbow  
Lorikeet  
dandan



Willie Wagtail  
djirri-djirri



Common  
Brushtail  
Possum  
bamun



Blue Tongue  
Lizard  
durrop



Growling  
Grass Frog  
ngarrrent

## CONGRATULATIONS!

You are now a Merri-bek Nature Explorer.

Visit a library or [www.merri-bek.vic.gov.au/nature-explorer](http://www.merri-bek.vic.gov.au/nature-explorer) to print your certificate of completion.

Remember to keep discovering and having fun in our parks and reserves.



**Merri-bek**  
City Council