

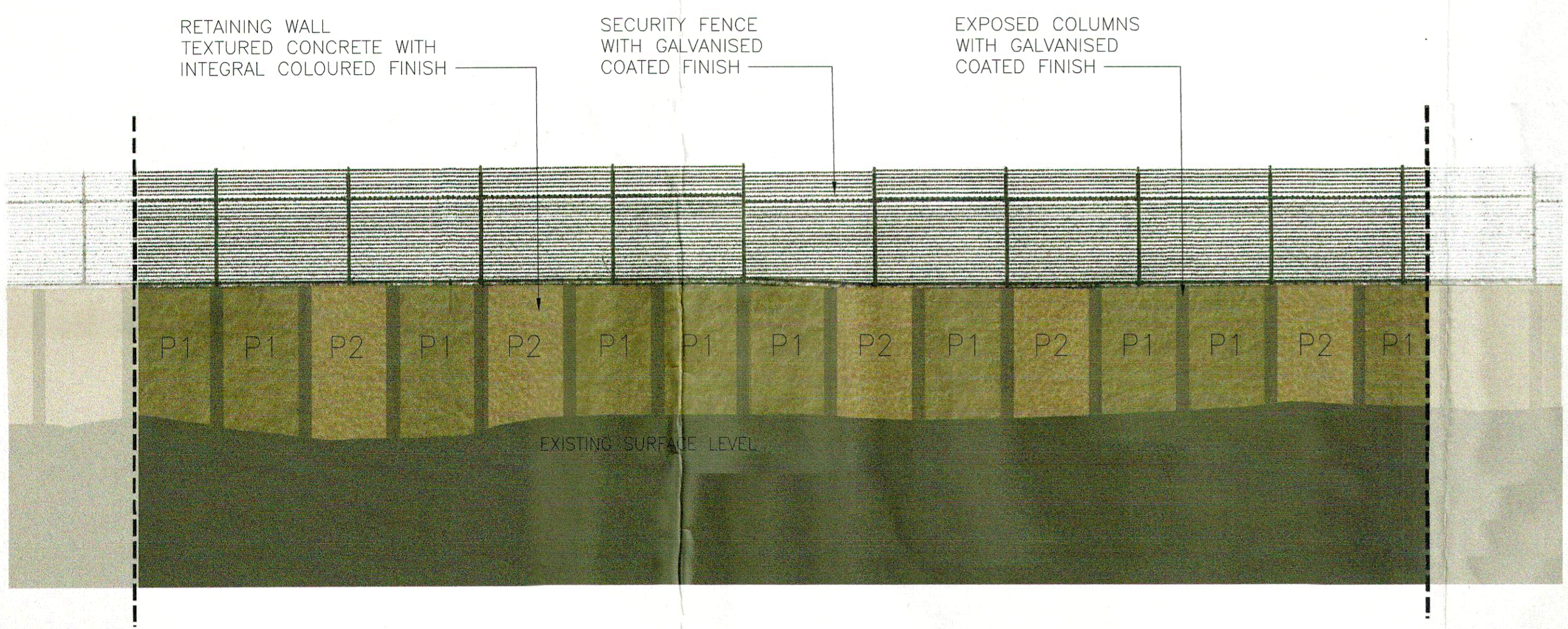
PLANNING & ENVIRONMENT ACT 1987
 MORELAND PLANNING SCHEME

This plan has been endorsed pursuant to
 Planning Permit No. 12014187

Signed [Signature]
 For and on behalf of Moreland City Council

Date 22/9/14


Sheet 9 of 24




INDICATIVE FINISHES
 SCALE: N.T.S.

LEGEND:
 ----- FINISHED GROUND LEVEL -FGL

NOTES:
 1. RETAINING WALL CONSISTING OF 2200mm WIDE TEXTURED COLOURED CONCRETE PRECAST PANELS, SUPPORTED BY 310UC STEEL COLUMNS. TEXTURE AND COLOUR: AS BELOW



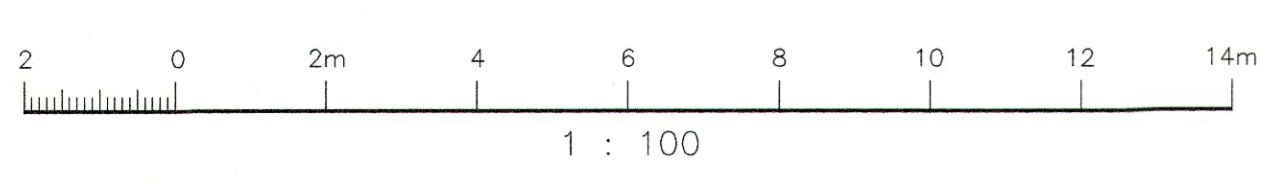
RECKLI: 2/69 MARNE
 ABILOX COLOUR:
 RAW UMBER 4.15% GC



RECKLI: 2/158 BAVARIA
 ABILOX COLOUR:
 BEACON COVE 4.15% GC

TYPICAL P1 CONCRETE PANEL DETAIL - 2/69 MARNE
 SCALE: N.T.S.

TYPICAL P2 CONCRETE PANEL DETAIL - 2/158 BAVARIA
 SCALE: N.T.S.



| | |
|---------------------------------|-------------------|
| RETAINING WALL DETAILS | T2/220/880/7 - 10 |
| RETAINING WALL SECTIONS | T2/220/880/5 & 6 |
| STRUCTURAL WORKS STANDARD NOTES | T2/220/879/1 |
| CIVIL WORKS STANDARD NOTES | T2/220/685/2 |
| DRAWING TITLE | DRAWING No. |

| DATE | REV | DESCRIPTION | BY | CONTRACTOR |
|---------|-----|-------------------------|------|------------|
| 16.7.14 | B | TEXTURED FINISH AMENDED | M.B | BECA |
| 27.9.13 | A | FIRST ISSUE (Z709) | Z.N. | AECOM |

| | |
|----------------------|--|
| DRAWN AECOM | BRUNSWICK TERMINAL STATION RETAINING WALL NORTH EAST ELEVATION |
| ENDORSED KH | REV A 18-11-2013 |
| ISSUED 19/11/2013 | CONTRACTORS No. |
| SPEC No. | SPI PowerNet No |
| ORDER No. | SK055 B |

PowerNet STD A1

561 X 801
A1

This drawing and any information or descriptive matter set out hereon are the confidential and copyright property of SPI PowerNet and must not be disclosed, loaned, copied or used for manufacturing, tendering or for any other purpose without written permission Z 2000

AutoCAD [A1]